





The F.A.B. ID check: Wisconsin identification card and driver license

March 2012

page 1 of 2

New driver license and identification card design beginning spring 2012:



Wisconsin law requires alcohol licensees to demand proof of age from anybody who appears to be under 21, the legal drinking age. This guide is designed to help identify Fake, Altered, and Borrowed (FAB) driver licenses and state-issued identification (ID) cards.

Wisconsin DMV will implement newly designed driver licenses and ID cards beginning 2012. The design features detailed background line-work, featuring an image of the state capitol, sugar maple leaves (state tree) and prairie wheat (in recognition of Wisconsin's ecology and heritage). In addition to the primary portrait, the design features overlapping ghost images of the facial image (one color, one laser engraved). Cards issued to persons under 21 will continue to have a vertical format. Previously issued Driver Licenses or Identification Cards remain valid until their expiration date. At renewal time, the redesigned card will be issued.

What to look for on the FRONT of the card:

- » "Wisconsin" will be featured along the top of the license, along with the credential type in a unique color (Driver License Regular in blue font, Instruction Permit in red font, etc.)
- » The laminate features a tri-color optically variable device with UV ink. (The visible green ink glows green under a UV light source.) The laminate features the Wisconsin state seal, "Wisconsin" and "1848" (the year Wisconsin became a state).
- » The image back drop color remains the same as current cards (light blue).
- » DOB is always printed in blue, and uses a text size slightly larger than the expiration and issue date.
- » The last name will always be printed first, on its own line.
- » The first name, middle name and suffix will always follow on line 2.
- » All data elements on the front of the card are preceded with a data field label (consistent with AAMVA design standards). For example, the DL# will always be preceded with label "4d".
- » There are two instances of variable micro-script on the front of the credential. Both instances include first name initial, last name initial, and last

two digits of DOB. This microprint appears in the top left-hand corner of both the adult and minor credentials, and between the "DOB" and "SEX" on the adult (horizontal) credential and between the "DOB" and "DD" on the minor (vertical) credential.

What to look for on the BACK of the card:

- » 2-D barcode containing basic customer demographic data from the front of the card in a PDF 417 format.
- » 1-D barcode containing an inventory control number, which matches the number next to it.
- » The fee paid, the product number and processor/location data are included to the left of the 2-D bar code.
- » Laser engraved tactile DOB is also included.
- » All Class, Endorsement and Restriction data is featured on the back. Any text that does not fit on the back of the card is printed on a secondary "restriction card".

Under 18 and under 21

- » Licenses and ID cards issued to persons under 21 are in a vertical format.
- » "Turns 21 on (date)" is printed in white letters in a red box just below the photo.
- » "Turns 18 on (date)" is printed in black letters in a yellow box just below the "turns 21 on..." language just below the photo.

Format issued September 2005 to spring 2012:



- » The front of the card is covered with a wavy line pattern including the word WISCONSIN when exposed to a black light.
- » The image back drop color is light blue and is located on the left side of the card.

Wisconsin DMV implemented new style driver licenses and ID cards from September 2005 to spring 2012. The cards are printed on white plastic cards. Licenses have a pink hue and ID cards have a green hue. Cards issued to persons under 21 have a vertical format. Some of the cards from the previous format will remain valid for up to eight years.

What to look for

- » The traditional Wisconsin "sailing farming" logo is on the top of the card preceded by a US flag.
- » Hologram film covers the front of the card and contains 2 rows of holographic images (about 7) of the coat of arms measuring about 3/4 of an inch each.

- » The unique card background color, pink or green, is made up of the word WISCONSIN.
- » DOB is always printed in red.
- » License number, date of birth, and name (2 lines) are in larger font than other printed data on card.
- » Duplicate cards have the word "Duplicate" printed below the signature.
- » The back of the license contains 2 bar codes:
 - 2-D Bar code containing basic customer demographic data from the front of the card in a PDF 417 format
 - 1-D Bar code containing a card serial number which matches the printed number next to it.
- » The fee paid, upper left corner, and the product number, upper right corner, both appear on the back of the card.



- » The card is slightly opaque and when held up to the light, two triskelions can be seen embedded in the card stock.

Under 18 and Under 21:


- » Licenses and ID cards issued to person under 21 are in a vertical format rather than traditional horizontal format.
- » "Turns 21 on (date)" is printed in white letters in a red box just below the photo for persons under the age of 21.
- » "Turns 18 on (date)" is printed in black letters in a yellow box just below the photo for persons under the age of 18.

The F.A.B. ID check: Wisconsin identification card and driver license

page 2 of 2

Format issued September 1997 to September 2005:

Photo image and information are printed on a white plastic card, with security overlay coating on the front side. Overlay contains a holographic pattern to make tampering and alterations easily visible. Photo background is neutral for everyone.



What to look for:

- » Hologram images of the state seal and the word WISCONSIN are part of a security overlay on the card front. Tilt the card to see the holograms.
- » A green, 1 1/4 inch state seal is printed behind the individual's identifying information.
- » The type of card is printed at the top under the word WISCONSIN except the ID card has "Identification Card Only" printed above WISCONSIN.
- » Duplicate cards have "Duplicate" printed on the front.
- » There is a WisDOT logo that's visible only with a black light on the card front. The logo is centered, runs under the type, and is approximately 1 1/4" in diameter.
- » A bar code stripe on the back of all cards contains encoded information from the front.

Under 21 and under 18:

- » All the information printed above the double line, the name "Wisconsin" and the type of drivers license, are printed in red.
- » The photo is bordered in red.
- » "UNDER 21 UNTIL" and the date of the person's 21st birthday are printed in red at the top of the photo.
- » "UNDER 18 UNTIL" and the date of the person's 18th birthday are printed in red at the bottom of the photo.
- » The date of birth is printed in red to the left of the photo.
- » A card issued to a person age 21 or older will have a green box around the photo.

What to look for in fake, altered and borrowed IDs

Fake IDs

Counterfeit driver licenses:

Check placement, size, and type style of letters and numbers against a legitimate driver license. Check the backside. It should not be fuzzy or dark (from photocopying) and should match Wisconsin format. Check photos for "red-eye," blurred focus, or off-center placement.

For digitized IDs:

Check hologram images of the state seal and the word WISCONSIN on the front of the card—tilt or rotate license or card to see holograms; eleven-digit number (random product number) should be in the lower left hand corner of the card or at the top of the back of the card.

Mail order IDs—are fake IDs:

Ask for further identification. Check front and back for phrases like: "Certified ID," "for personal use," "office use only," or "not a government document."

Altered IDs

For digitized IDs:

Look for lamination over the original security overlay coating; chipped letters and numbers; marks from paint, markers, etc. over letters and numbers; scratch marks. Drivers under age 18 who got their probationary license on or after 9/1/00 will have restrictions on the back of their license. Part of the restriction verbiage includes an expiration date of their restrictions.

Borrowed IDs

For all ID carriers:

Check the height, weight, hair and eye color listed, plus the photo on the card. Do they match the person presenting it? You may have to allow for changes in appearance, hair style, weight loss or gain, facial hair, etc.

Be aware of nervousness.

One sign is if the holder of the ID avoids eye contact. Watch for other signs.

Ask questions about the ID.

Ask for zip code, middle initial, full date of birth. Ask for a signature to compare to the one on the ID.

If the word DUPLICATE appears on the card

Ask for additional ID. It may not belong to the holder. Check the expiration date. Check all duplicate cards.

For all driver licenses:

Check the driver license number for consistency:

- » The first letter should match the first letter of the last name;
- » The 7th and 8th characters should match the year of birth;
- » The 9th through 11th characters indicate the gender of the person—numbers below 500 are male, numbers above 500 are female

If you suspect a F.A.B

When in doubt:

Always ask for additional identification. If the person's age is in question: Fill out the Identification Register. Have the customer sign it.

If the ID is in question:

Do not sell alcohol to the person. You must be absolutely convinced the card is authentic. The law allows you to confiscate the card and call your local law enforcement agency immediately so they can retrieve it.

If you have questions about the validity of a person's ID:

- » Call your local law enforcement agency (post their numbers for quick reference); or...
- » During normal business hours, call the Wisconsin Department of Transportation, Licensing and Information Section at (608) 266-2353.

If you have questions about enforcement of underage drinking laws:

- » Call your local law enforcement agency; or...
- » During normal business hours, call the State Alcohol and Tobacco Enforcement Section at (608) 266-3969.

Funded by National Highway Traffic Safety Administration (NHTSA), in cooperation with the Wisconsin Department of Transportation's Bureau of Transportation Safety and Division of Motor Vehicles.

HS 138 March 2012